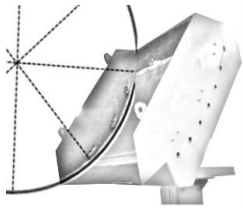
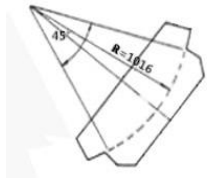
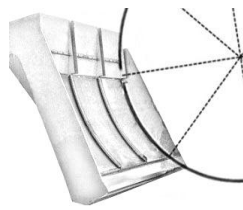
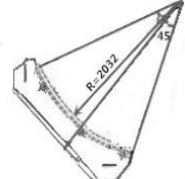




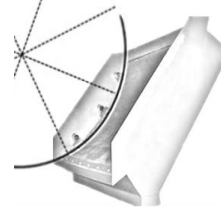
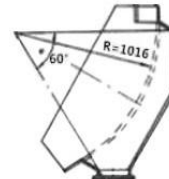
Standard Sieve Bend Screen Specification



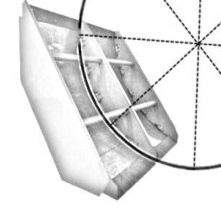
**45 Degree x 1016 mm Radius,
800 mm Arc Length**



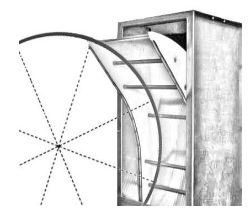
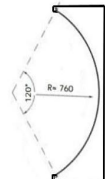
**45 Degree x 2032 mm Radius,
1600 mm Arc Length**



**60 Degree x 1016 mm Radius,
1065 mm Arc Length**



**60 Degree x 2032 mm Radius,
2130 mm Arc Length**



**120 degree x 760 mm Radius,
1592 mm Arc Length**

Technical Parameter

Model	Width
	mm (inch)
SSB 451006	610 (24)
SSB 451009	914 (36)
SSB 451012	1220 (48)
SSB 451015	1524 (60)
SSB 451018	1828 (72)
SSB 451021	2134 (84)
SSB 451024	2438 (96)

Technical Parameter

Model	Width
	mm (inch)
SSB 452006	610 (24)
SSB 452009	914 (36)
SSB 452012	1220 (48)
SSB 452015	1524 (60)
SSB 452018	1828 (72)
SSB 452021	2134 (84)
SSB 452024	2438 (96)

Technical Parameter

Model	Width
	mm (inch)
SSB 601006	610 (24)
SSB 601009	914 (36)
SSB 601012	1220 (48)
SSB 601015	1524 (60)
SSB 601018	1828 (72)
SSB 601021	2134 (84)
SSB 601024	2438 (96)

Technical Parameter

Model	Width
	mm (inch)
SSB 602006	610 (24)
SSB 602009	914 (36)
SSB 602012	1220 (48)
SSB 602015	1524 (60)
SSB 602018	1828 (72)
SSB 602021	2134 (84)
SSB 602024	2438 (96)

Technical Parameter

Model	Width
	mm (inch)
SSB 1200703	360 (14 3/16)
SSB 1200704	485 (19 1/16)
SSB 1200704	585 (23)
SSB 1200706'1	610 (24)
SSB 1200706'8	685 (27)
SSB 1200707	710 (28)
SSB 1200708	825 (32 1/2)